

MALONE®

CHANGING THE WAY YOU GET THERE

TRAVEL BAG STORAGE DECK

TRAILER TRANSPORT COMBO



3" Carabiners (6)



Travel Bag (1)



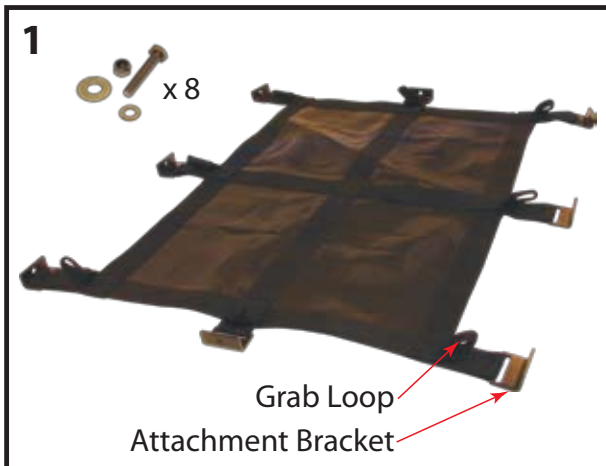
Storage Deck (1)




Storage Deck
Mounting Hardware Kit (8)

Installation & Loading Instructions - Please Read Before Beginning

Veuillez lire les instructions avant d'entreprendre l'installation et le chargement



Remove and unroll the Storage Deck and mounting hardware from the packaging. See image 1.



Position the Deck for installation. The Deck should be oriented with the widest side parallel with the front and rear of the trailer. The surface with the grab loops should be facing up. The sequential markers (1-8) indicate the order of bracket assembly (steps 3-5). See image 2.



Beginning at the driver side rear corner ①, place a large washer on a mounting bolt and insert through the rear frame cross member. See image 3.

MALONE[®]

CHANGING THE WAY YOU GET THERE

Installation & Loading Instructions - MPG464 Combo Instructions - Installation et chargement



- Insert the mounting bolt through the Deck mounting bracket. See image 4.




- Place a small washer on the mounting bolt. Attach a locknut and hand tighten. Repeat steps 3-5 for the remaining seven mounting brackets and mounting bolt kits. See image 5.



- Using a 14mm (9/16") and 13mm (1/2") wrench set, tighten the mounting bolts until the Deck is stretched tight in the trailer frame. Note: For best results, tighten the bolts in a crisscross pattern. See image 6.

- The deck should now be fully secured to the trailer frame. See image 7.



MALONE[®]

CHANGING THE WAY YOU GET THERE

Installation & Loading Instructions - MPG464 Combo Instructions - Installation et chargement



- Remove the Travel Bag from the packaging, close the zipper and fold the storm flap over the zipper. See image 8.



- Attach carabiners to both handles and the two grab loops on each side of the handles. NOTE: For trailer use, the two grab loops positioned on the MALONE logo sides of the Bag are NOT used. See image 9.



- Place the Bag onto the Deck. The unzipped side of the Bag should be facing forward towards the front of the trailer. See image 10.



- Attach the six carabiners to the four corners and two middle grab loops. NOTE: The two grab loops located on the side of the Deck are NOT used. See image 11.

The Travel Bag is water resistant but not waterproof. Do not store items that can be water damaged in the Travel Bag. Always check mounting hardware, load straps and safety tie-down lines for proper and secure attachment before transport.

MALONE[®]

CHANGING THE WAY YOU GET THERE

Limited Five Year Warranty

The Malone Auto Racks (Malone) Limited Five Year Warranty covers certain Malone-brand products that have been specifically identified for inclusion in the program and is effective for five years from the date of purchase for the original retail purchaser. This warranty is terminated after five years from the date of purchase, or, when the original retail purchaser sells or otherwise transfers the product to any other person or entity during the five year warranty period.

Subject to the limitations and exclusions described in this warranty, Malone will remedy defects in materials and/or workmanship by repairing or replacing, at its option, a defective product without charge for parts or labor. Malone may elect, at its option, not to repair or replace a defective product but rather issue to the original retail purchaser a refund equal to the purchase price paid for the product, or credit to be used toward the purchase of a replacement Malone product.

This warranty does not cover, and no warranty is given for defects or problems caused by normal wear and tear which includes but is not limited to surface (aesthetic) metal corrosion, scratches, dents, deformities, accidents, unlawful vehicle operation, or any modification of a product not performed or authorized in writing by Malone.

In addition, this warranty does not cover problems resulting from conditions beyond Malone's control including, but not limited to, theft, misuse, overloading, or failure to assemble, mount or use the product in accordance with Malone's written instructions or guidelines included with the product available to the original retail purchaser.

No warranty is given for Malone products purchased outside of the United States, Canada and Mexico.

If the product is believed to be defective, the original retail purchaser should contact the Malone dealer from whom it was purchased, who will give the original retail purchaser instructions on how to proceed. If the original retail purchaser is unable to contact the Malone dealer, or the dealer is not able to remedy the defect, the original retail purchaser should contact Malone by email at technical@maloneautoracks.com.

In the event that the product must be returned to Malone, a technician at the email address above will provide the original purchaser with return shipping instructions. The original purchaser will be responsible for the cost of mailing the product to Malone. In order to receive any remedy under this warranty, a copy of the original purchase receipt, a description of the defect and a return address must be provided.

Disclaimer of Liability

Repair or replacement of a defective product, or the issue of a refund or credit (as determined by Malone) is the original retail purchaser's exclusive remedy under this warranty. Damage to original purchaser's vehicle, cargo, or property, and/or to any other person or property is not covered by this warranty.

This warranty is expressly made in lieu of any and all other warranties, express or implied, including the warranties of merchantability and fitness for a particular purpose.

Malone's sole liability is limited to the remedy set forth above. In no event will Malone be liable for any direct, indirect, consequential, incidental, special, exemplary, or punitive damages, or, for any other damages of any kind or nature (including but not limited to, lost profits, lost income or lost sales).

Some states do not allow the exclusion or limitation of incidental or consequential damages, so the above limitations may not be applicable. This warranty gives you specific legal rights and you may also have other rights which vary from state to state.

In addition, all vehicular transports are potentially hazardous. Any person using MALONE products are personally responsible for following the given directions for use, installation and accepts full responsibility for any and all damages or injury of any kind including death, which may result from their use.