


MALONE

CHANGING THE WAY YOU GET THERE

MPG566 J-Style Kayak Carrier Instructions

Installation and Loading Instructions - Please Read Before Beginning



NOTE: Shown here on Model# MPG585

NOTE: images are for reference only and may not reflect your items/parts specifically.

Whats included:



J-Cradles (2)



(2) Sets of Mounting Brackets:
Upper and Lower brackets



(4) Sets of Hardware



Load Straps (2)

NOTE: The kayak carriers included with this package are designed "for trailer use only". Do not attempt to mount these carriers to any vehicle rooftop.

Take a moment to make sure you have all these required parts before beginning.
Now, lets get started.

MALONE AUTO RACKS 81 County Rd. Ste 1, Westbrook, ME 04092
P: 207.774.9100 F: 207.615.0551
E: support@maloneautoracks.com W: www.maloneautoracks.com

MALONE[®]

CHANGING THE WAY YOU GET THERE

Important Note

Product Warranty & Registration Form

All information is confidential and used exclusively by MALONE only.

Dear Customer,

Thank you for your purchase of a Malone Product.

In order to be eligible for the Malone Warranty program, we ask that you contact us online at the link provided below: With-in 30 days of purchase. You can also mail this letter back to the address at the bottom.

- Online: <https://maloneautoracks.com/product-registration.php>

We will require the information below.

Here is the information collected:

First Name: _____

Last Name: _____

Address: _____

Address2: _____

City: _____

State: _____

Zip: _____

Country: _____

Email: _____

Phone: _____

Product Description/Name: _____

Product MPG# _____

Date Purchased: _____

Store Where Purchased: _____

Purchase Price: _____

Thank you for choosing Malone!

MALONE AUTO RACKS 81 County Rd. Ste 1, Westbrook, ME 04092
P: 207.774.9100 F: 207.615.0551
E: support@maloneautoracks.com W: www.maloneautoracks.com

1). Pair a wide top bracket with a narrower lower bracket and insert hardware from the top. NOTE: Top and Bottom brackets are different sizes.

2). Place the first J-Cradle just inside of the upright support and cover with mounting bracket. Noting wider bracket on top.

2A). Using a 1/2" deep Socket, tighten bolts evenly.




3). Repeat with remaining J-Cradle(s), aligning front and back carriers.

4). With carriers mounted dress load straps through hole in top of the J-carrier.

5). Place boat in J-cradle and drape load straps over kayak. NOTE: Placing the kayaks into the carrier will prolong the quality and life of the protective padding. Sliding the kayaks into or out of the carrier may cause tearing in the padding.

The padding, although smooth, grips and doesn't provide a surface that is easy to slide across.

6). Take the free end of the strap and bring it behind and around the upright for the trailer cross bar.



7). Bring the strap back up and through the cam buckle. Pull down to tighten. Repeat steps for second kayak.



NOTE: images are for reference only and may not reflect your items/parts specifically.

Precautions: Your trailer is subjected to road vibrations when traveling. Be sure to check all nuts and bolts periodically to maintain top performance.

MALONE

CHANGING THE WAY YOU GET THERE

Limited Five (5) Year Warranty

The Malone Auto Racks (Malone) Limited 5 Year Warranty covers certain Malone-brand products that have been specifically identified for inclusion in the program. This warranty is in effect for five (5) years, from the time of sale, for the original retail purchaser of the product. This warranty is terminated after five years from the date of purchase, or, when the original retail purchaser sells or otherwise transfers the product to any other person or entity during the five year warranty period.

Subject to the limitations and exclusions described in this warranty, Malone will remedy defects in materials and/or workmanship by repairing or replacing, at its option, a defective product without charge for parts or labor. Malone may elect, at its option, not to repair or replace a defective product but rather issue to the original retail purchaser a refund equal to the purchase price paid for the product, or credit to be used toward the purchase of a replacement Malone product.

This warranty does not cover, and no warranty is given for defects or problems caused by normal wear and tear, which includes, but is not limited to, surface (aesthetic) metal corrosion, scratches, dents, deformities, accidents, unlawful vehicle operation, or any modification of a product not performed or authorized in writing by Malone.

In addition, this warranty does not cover problems resulting from conditions beyond Malone's control including, but not limited to, theft, misuse, overloading, or failure to assemble, mount or use the product in accordance with Malone's written instructions or guidelines included with the product provided to the original retail purchaser.

No warranty is given for Malone products purchased outside of the continental United States, Canada and Mexico.

If the product is believed to be defective, the original retail purchaser should contact the Malone dealer from whom it was purchased, who will give the original retail purchaser instructions on how to proceed. If the original retail purchaser is unable to contact the Malone dealer, or the dealer is not able to remedy the defect, the original retail purchaser should contact Malone by email at support@maloneautoracks.com.

In the event that the product must be returned to Malone, a technician at the email address above will provide the original purchaser with return shipping instructions. The original purchaser will be responsible for the cost of mailing the product to Malone. In order to be eligible to receive any remedy under this warranty, a copy of the original purchase receipt, a description of the defect and a return address must be provided.

Disclaimer of Liability

Repair or replacement of a defective product, or the issue of a refund or credit (as determined by Malone) is the original retail purchaser's sole and exclusive remedy under this warranty. Damage to original purchaser's vehicle, cargo, or property, and/ or to any other person or property is not covered by this warranty.

This warranty is expressly made in lieu of any and all other warranties, express or implied, including the warranties of merchantability and fitness of a particular purpose

Malone's sole liability to any purchaser is limited to the remedy set forth above. In no event will Malone be liable for any direct, indirect, consequential, incidental, special, exemplary, or punitive damages , or, for any other damages of any kind or nature (including but not limited to, lost profits, lost income or lost sales).

Some states do not allow the exclusion or limitation of incidental or consequential damages, so the above limitations may not be applicable.

In addition, all vehicular transports are potentially hazardous. Any person(s) using Malone products are personally responsible for following the given directions for use and/or installation and accepts full responsibility for any and all damages or injury of any kind including death, which may result from their use and/or installation.

MALONE AUTO RACKS 81 County Rd. Ste 1, Westbrook, ME 04092

P: 207.774.9100 F: 207.615.0551

E: support@maloneautoracks.com W: www.maloneautoracks.com