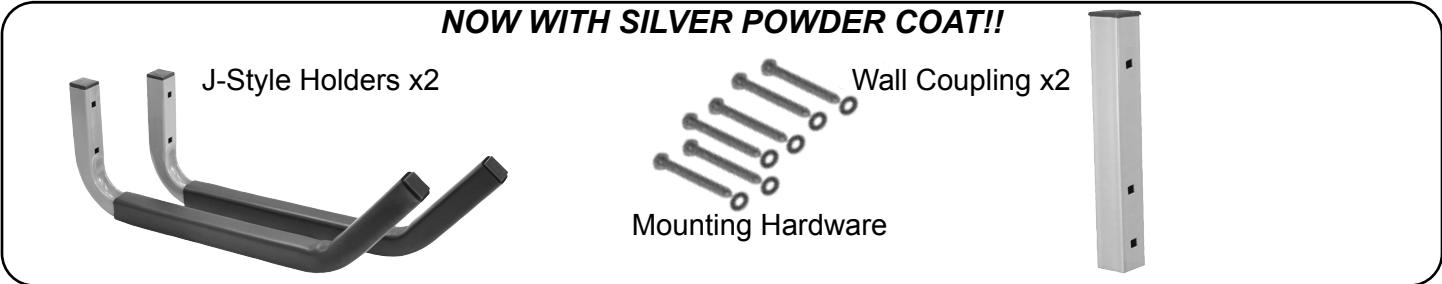


# MALONE

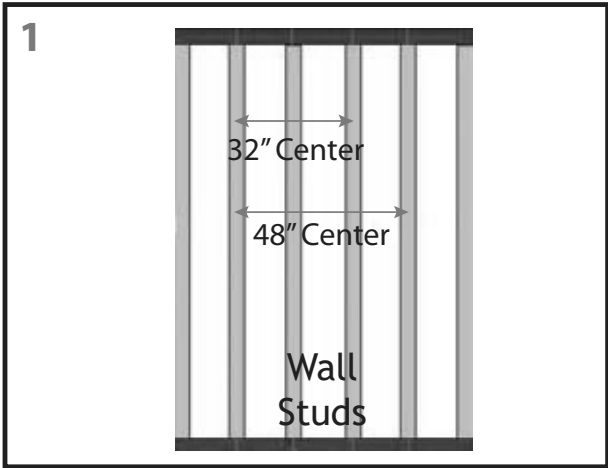
CHANGING THE WAY YOU GET THERE<sup>®</sup>

## J-STYLE HOLDERS

WALL MOUNT STORAGE



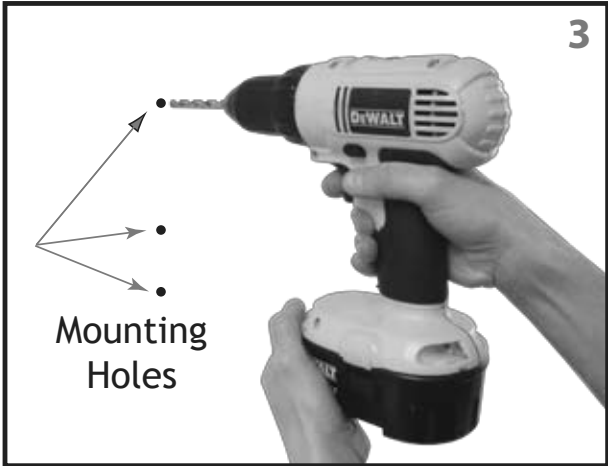
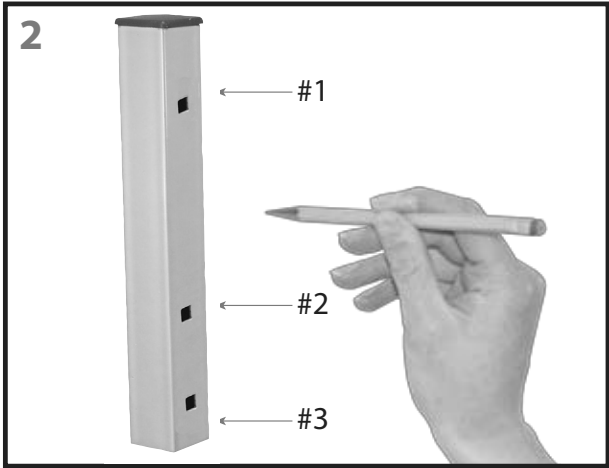
### Installation & Loading Instructions - Please Read Before Beginning



- The Coupling & Holders are designed to be bolted to the wall studs. Studs are normally positioned 16" apart (center to center). We advise the Holders be placed 32" or 48" apart depending upon the length of the kayak. See image 1.

- Locate the wall studs. Using one Coupling as a template, mark the three mounting locations (#1, #2 and #3) for both Couplings. See image 2.

NOTE: Confirm that the mounting holes are vertically aligned and placed at the center of the studs.




- Drill all four mounting holes using a 1/4" bit. See image 3.

# MALONE

CHANGING THE WAY YOU GET THERE®


## Installation & Loading Instructions - MPG323 J-Style Holder



- Align the top hole in the Coupling with pilot hole #1 in the wall (marked in step 2). Insert lag bolt with washer and tighten using a 9/16" socket drive. Tighten until Coupling is firmly secured to the wall. See image 4.

- Insert Holder into the bottom of the Coupling and push up until the holes in the Coupling align with the holes in the Holder. See image 5.

NOTE: The Holder may need to be gently forced into the Coupling. Use a rubber hammer to avoid damage to the Holder.



- Insert 2 lag bolts with washers and tighten using a 9/16" socket drive. Tighten until Holder is firmly secured to both the wall and Coupling. See image 6.

Repeat steps 4, 5 and 6 for the second Coupling and Holder.

# MALONE

CHANGING THE WAY YOU GET THERE<sup>®</sup>

## Installation & Loading Instructions - MPG323 J-Style Holder



- Gently lift the kayak into the Holders. The boat should be evenly centered between the Holders. The kayak should be positioned so it rests directly against the forward part of the Holder and the rear of the kayak leans back into the wall. See image 7.

### Caution:

1. Maximum total capacity = 250 lb
2. Always check Holders for secure attachment and/or conditions that could lead to failure.
4. Use of this product for any other application other than wall storage voids warranty.



For multiple boats, please consider our MPG331 Free Standing FS Rack System<sup>™</sup> which comes complete with storage frame, leg extensions, lower foam blocks and four sets of MPG320 J-Style Holders.

**Warnings / Limitations:** Do not exceed the published load bearing weight of the product.  
**OUTSIDE USE:** Boats must be turned with cockpit facing inwards to avoid filling with water.

Under no circumstances will the manufacturer be responsible for damages or failures that occur as a result of improper assembly or usage.

MALONE AUTO RACKS 81 County Rd. Ste 1, Westbrook, ME 04092

P: 207.774.9100 F: 207.615.0551

E: support@maloneautoracks.com W: www.maloneautoracks.com

# **MALONE**

**CHANGING THE WAY YOU GET THERE**

## **Limited Lifetime Warranty**

The Malone Auto Racks (Malone) Limited Lifetime Warranty covers certain Malone-brand products that have been specifically identified for inclusion in the program and is effective for as long as the original retail purchaser owns the product. This warranty is terminated when the original retail purchaser sells or otherwise transfers the product to any other person or entity.

Subject to the limitations and exclusions described in this warranty, Malone will remedy defects in materials and/or workmanship by repairing or replacing, at its option, a defective product without charge for parts or labor. Malone may elect, at its option, not to repair or replace a defective product but rather issue to the original retail purchaser a refund equal to the purchase price paid for the product, or credit to be used toward the purchase of a replacement Malone product.

This warranty does not cover, and no warranty is given for defects or problems caused by normal wear and tear, which includes, but is not limited to, surface (aesthetic) metal corrosion, scratches, dents, deformities, accidents, unlawful vehicle operation, or any modification of a product not performed or authorized in writing by Malone.

In addition, this warranty does not cover problems resulting from conditions beyond Malone's control including, but not limited to, theft, misuse, overloading, or failure to assemble, mount or use the product in accordance with Malone's written instructions or guidelines included with the product provided to the original retail purchaser.

No warranty is given for Malone products purchased outside of the continental United States, Canada and Mexico.

If the product is believed to be defective, the original retail purchaser should contact the Malone dealer from whom it was purchased, who will give the original retail purchaser instructions on how to proceed. If the original retail purchaser is unable to contact the Malone dealer, or the dealer is not able to remedy the defect, the original retail purchaser should contact Malone by email at [support@maloneautoracks.com](mailto:support@maloneautoracks.com).

In the event that the product must be returned to Malone, a technician at the email address above will provide the original purchaser with return shipping instructions. The original purchaser will be responsible for the cost of mailing the product to Malone. In order to be eligible to receive any remedy under this warranty, a copy of the original purchase receipt, a description of the defect and a return address must be provided.

## **Disclaimer of Liability**

Repair or replacement of a defective product, or the issue of a refund or credit (as determined by Malone) is the original retail purchaser's sole and exclusive remedy under this warranty. Damage to original purchaser's vehicle, cargo, or property, and/ or to any other person or property is not covered by this warranty.

This warranty is expressly made in lieu of any and all other warranties, express or implied, including the warranties of merchantability and fitness of a particular purpose

Malone's sole liability to any purchaser is limited to the remedy set forth above. In no event will Malone be liable for any direct, indirect, consequential, incidental, special, exemplary, or punitive damages , or, for any other damages of any kind or nature (including but not limited to, lost profits, lost income or lost sales).

Some states do not allow the exclusion or limitation of incidental or consequential damages, so the above limitations may not be applicable.

In addition, all vehicular transports are potentially hazardous. Any person(s) using Malone products are personally responsible for following the given directions for use and/or installation and accepts full responsibility for any and all damages or injury of any kind including death, which may result from their use and/or installation.

**MALONE AUTO RACKS 81 County Rd. Ste 1, Westbrook, ME 04092**  
**P: 207.774.9100 F: 207.615.0551**  
**E: [support@maloneautoracks.com](mailto:support@maloneautoracks.com) W: [www.maloneautoracks.com](http://www.maloneautoracks.com)**